








Steam Bath Accessory Abstract

06/2018

Article- / Order no.	Product name	Description	Application samples	Photo
Temperature sensor				
B-0605227	Temperature sensor TF 104	For the controls BDS, CDS and CPDS	NTC 6m cable length protection class IP 65	 <p>To control/measure the steam bath temperature</p>
B-0605229			NTC 10m cable length protection class IP 65	
E-0605244			NTC 10m cable length, protection class IP68	
B-0605255	Vandalism protection for TF 104	Stainless steel cover to protect the temperature sensor against mechanical strain and water splashes	In connection with temperature sensor TF 104 within the steam bath - also for retrofitting	
E-0605234	Temperature sensor FTF	Surface mounted sensor in aluminium housing protection class IP 54	For wall mounting within the steam bath	
B-0605247	Security temperature limiter	Temperature sensor FTF with temperature switch (54 °C)	Additional steam bath temperature monitoring. Steam production switch-off. To switch-on and start the steam production, acknowledgement at the unit is necessary	
B-0605249				






Steam Bath Accessory Abstract

06/2018

Article- / Order no.	Product name	Description	Application samples	Photo
Temperature sensor				
B-0605223	Temperature sensor TF 105	For the controls BDS,CDS and CPDS, NTC 10m cable length protection class IP 68, shielded connection cable, integrated protection against wilful damage	To control/measure the steam bath temperature	
B-0605225	Temperature sensor TF 106	For the controls BDS,CDS and CPDS, NTC 10m cable length protection class IP 68, shielded connection cable, integrated protection against wilful damage, safety temperature limiter	Additional steam bath temperature monitoring, opens the safety chain and stops the production of steam immediately.	
Steam inlet				
E-2604021	T-piece, condensate distributor	DN12	Condensate pipeline connection	
E-2604020	Y-piece DN 25	Leg length: 50x50x50 mm	Steam hose connection	
E-2604000	Y-piece DN 40	Leg length: 35x35x35 mm	Steam hose connection	




Steam Bath Accessory Abstract

06/2018

Article- / Order no.	Product name	Description	Application samples	Photo
E-2604030	Angle piece (bow) DN 25	For tight bend radius	90 degree arc in the steam hose	
E-2604036	Angle piece(bow) DN 40	For tight bend radius	90 degree arc in the steam hose	
E-2604034	Adapter DN 40/25		Reducing piece from DN40 to DN25. Connection to existing DN25 installation	
E-2604012	Steam hose DN 25		Steam pipe from steam generator to steam bath	
E-2604013	Steam hose DN 40		Steam pipe from steam generator to steam bath	




Steam Bath Accessory Abstract

06/2018

Article- / Order no.	Product name	Description	Application samples	Photo
B-2604103	Fog maker (mixing tube)	Fog duct	For a dense and consistent steam result. Due to directed mixing of cool fresh air with hot steam the outcome is an even denser, more saturated and consistent steam result	
B-2604105	Steam bath nozzle with steam protection cowling	DN40	Protected steam injection into the steam bath	
B-2624051	Reducing kit DN40/25	Set contains reducing piece, hose clamps and 200mm steam hose DN40	Reducing piece from DN40 to DN25. Connection to existing DN25 installations	



Steam Bath Accessory Abstract

06/2018

Article- / Order no.	Product name	Description	Application samples	Photo
Steam fan				
E-0611214	Fan	230 VAC; 4,5 W; 105 m ³ /h, assembly cross-section dimensions = 98 mm	As inlet/exhaust air to the steam bath	
E-0611212	Fan	24 VAC; 15 W; 110 m ³ /h, assembly cross-section dimensions = 98 mm	As inlet/exhaust air to the steam bath	
E-2505201	Rotary potentiometer 47 Ω/30W		For control of inlet/exhaust fans	




Steam Bath Accessory Abstract

06/2018

Article- / Order no.	Product name	Description	Application samples	Photo
Control				
B-0603045	Time delay relay, 230V/50-60Hz	Time delayed, T: 0,1 sec -10h	For push button connection to the bushing clamp 40 and 41 with stand-by heating	Without picture
B-0603049	Clock timer, electr.		For daily stand-by program and push button with decline deferred time delay relay	Without picture
B-0603079	Time delay relay, 230V/50-60Hz	Time delayed, T: 0,1 sec -10h	Steam production at the push of a button - self switching off	Without picture
B-0603083		Stand-by temperature		Without picture
Depending on unit	Option 230VAC for DS	Relais circuit board	With connection to essence pump, fan and light	Without picture
Depending on unit	Option 24VAC for DS	Relais circuit board & power transformer 230/24V 130 VA		Without picture
Essence				
B-2604079	Peristaltic pump for essence in combination with unit options „DS options“	EP24, 24VAC	Essence dosage in a steam bath	
B-2604091	Peristaltic pump for essence in combination with unit options „DS options“	EP230, 230VAC	Essence dosage in a steam bath	




Steam Bath Accessory Abstract

06/2018

Article- / Order no.	Product name	Description	Application samples	Photo
B-2604077	Peristaltic pump	EPlogic, 230VAC	Pulse pause interval, individually adjustable, for manifold setting requirements	
B-2604085	Peristaltic pump assembling package	EP24, 24V, DN25	Package contains an essence pump, T-piece for essence injection as well as hose clamps for assembling	
B-2604087	Peristaltic pump assembling package	EP24, 24V, DN40	Package contains an essence pump, T-piece for essence injection as well as hose clamps for assembling	





Steam Bath Accessory Abstract

06/2018

Article- / Order no.	Product name	Description	Application samples	Photo
B-2604093	Peristaltic pump assembling package	EP230, 230V, DN25	Package contains an essence pump, T-piece for essence injection as well as hose clamps for assembling	
B-2604095	Peristaltic pump assembling package	EP230, 230V, DN40	Package contains an essence pump, T-piece for essence injection as well as hose clamps for assembling	
E-2604070	Silicone hose for essence	Heat resistant up to 200°C, 6 x 1,5mm	Connecting essence pump with T-piece	

Steam Bath Accessory Abstract

06/2018

Article- / Order no.	Product name	Description	Application samples	Photo
E-2604078	Non-return valve for essence	With connection casing for silicone hose 6 x 1,5mm	Prevents the reflux of the fragrance in the silicone hose and optimises the dosage	
E-2604068	Exhaust filter for essence	Plastic mesh with connection for DN6 silicone hose	For essence intake from the container	
B-2604067	Stainless steel T-piece for essence feed	2 x DN25 1 x DN6	Connecting silicone hose for essence pump to the steam hose for optimised essence feed-in	
B-2604069		2 x DN40 1 x DN6		
Water inlet				
E-2604100	System separator CA R 3/4"	With threaded connection	Valve that protects drinking water from contamination by backflowing waste water	